

Staebel Saddle Stool with Back User Manual

Product Code: 111313



Thank you for choosing the Staebel Saddle Stool with Backl.

Before using your product, please read all instructions carefully. Failure to follow these instructions may result in injury. Please check that the max user weight specified, on your Staebel product, is applicable to your personal requirements. Do not exceed the maximum weight capacity.

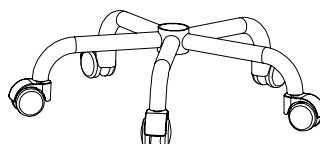
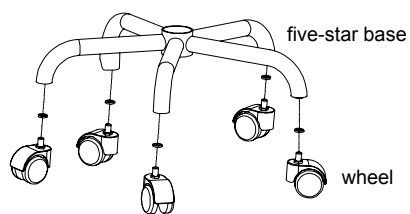


This product has been designed and manufactured for general use with safety and function in mind. For those clients with special requirements, who may find this product unsuitable, please contact your health professional.

ASSEMBLY INSTRUCTIONS

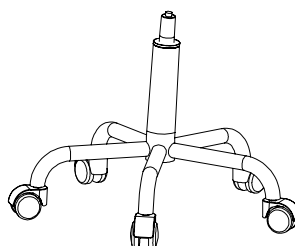
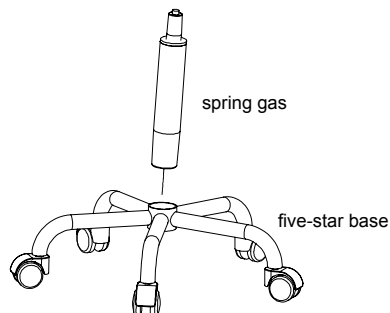
1. Install wheels

Insert the wheels into the five-star base.



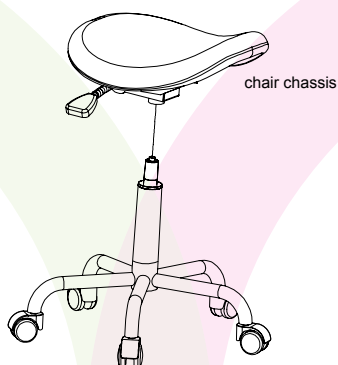
2. Install wheels

Insert the wheels into the five-star base.



3. Install chair chassis

Insert the small end of the spring gas into the circular hole in the center of the chair chassis to complete the installation.



WARRANTY

A general one year warranty covering faulty workmanship or defective materials is provided. This warranty is valid for twelve months from the original purchase date, and to the original client.

This warranty does not apply to wear and tear, inappropriate or incorrect use, nonobservance of User Instructions, defective set up by the user or third party, negligent or careless treatment, use of unsuitable or unapproved spares or unauthorised alteration. This warranty does not extend to consequential costs resulting from fault clearance, loss of earning or expenses.

Should the product prove to be defective, the seller's and manufacturer's only obligation shall be at their election to repair or replace the product provided to be defective. Neither seller nor manufacturer shall be liable for any injury, or loss or damage, direct, indirect or consequential, arising out of the use of or inability to use the product.