

Staebel Easy Dress Legs User Manual

Product Code: 2101EDL



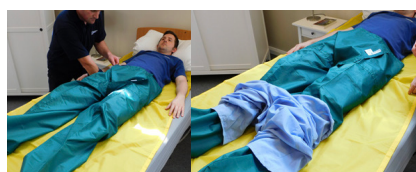
Thank you for choosing the Staebel Easy Dress Legs. Our Staebel Easy Dress Legs makes getting dressed much easier, both for independent users and those who need support from a carer. Please read this instruction booklet carefully before use to avoid any potential accidents and injuries due to misuse.

USER INSTRUCTIONS

This is an illustrated method for enabling one or two carers to dress someone in bed using the Staebel Easy Dress Legs. If only one carer is available, the process just takes a little more time depending upon the capability of the person being dressed and if they can assist in anyway at all. *PLEASE REMEMBER: If the person being dressed can assist or participate in anyway, please encourage this as it can aid re-enablement as well as encourage their sense of well being and involvement.*



1. Insert the yellow Flat Slide Sheet under person to be dressed/undressed. Using the leg sleeves one marked LEFT, one marked RIGHT, gently pull these over the patient's legs. The Flat Slide Sheet underneath will facilitate this.



2. Bring the leg sleeves right up to the person's waist. Use the flat palm of your hand facing upwards to smooth the fabric under the person's bottom. Now, gently slide pajamas, trousers, jeans, or shorts over the slippy leg sleeves.



3. Take the clothing up to waist level and smooth out fabrics to make sure they are comfortable. From the foot end, gently pull and remove, the first leg sleeve, and then the other.



4. Finally, remove the Flat Slide Sheet as well as the leg sleeves.

MATERIAL CONTENT

- 100% Polyester

STORAGE AND HANDLING

- Store in a clean dry environment that is not subject to excessive heat.
- Keep away from sunlight.
- Store flat and avoid placing heavy objects on top of the product.

WARNINGS AND PRECAUTIONS

- Do not leave or drop on the floor; it is a slip hazard.
- Test for slippiness before use. If over-laundered and doesn't slide please discard or replace.
- Inspect product before use for signs of damage or tears.

CLEANING INSTRUCTIONS

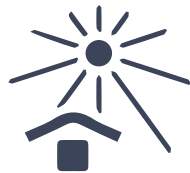
- Wash as per laundry instructions.
- Can be wiped clean, between use with the same patient, with natural water and detergent or wipes that don't contain alcohol, solvents, bleaching or abrasive agents.
- Cleaning materials used should be patient safe and biodegradable.

DISPOSAL INSTRUCTIONS

- Non-recyclable.
- Dispose of as clinical waste if it has been used by an infectious person.
- Otherwise dispose of through normal waste management.



Keep Dry



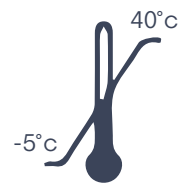
Keep away from direct
sunlight



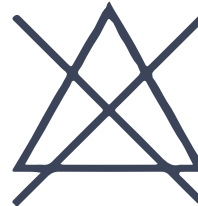
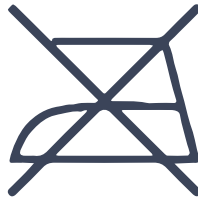
Caution



Do not use if
package is damaged



Storage Temperature
Limit



Wash at 30-74°C. Tumble dry on low heat. Do not Iron. Do not use bleach. Do not use fabric conditioner.