

Lumi Bed Order Form

Product Code: 7-LUMI

Form Information

Thank you for your interest in the Lumi Bed.
Please complete the three steps below by ticking the box for your preference.

Full Name: _____ Contact: _____ Date: _____

Note: (\$) Indicates a change in price associated with the selected function, style, colour, or accessory.

1. Sleeping Surface Measurements

Width:



King Single
Sleeping Surface
2000 x 1070 mm



Double
Sleeping Surface
2000 x 1370 mm



Queen Double
Sleeping Surface
2000 x 1500 mm

2. Bed Requirements

Castors:



75mm Twin Wheel Braking (\$)



Dual Locking (\$)



100mm Twin Wheel Braking (\$)

Controls:



Backlit Handset
(Standard)



Attendant Control
(\$)



HC40 Bluetooth Handset (\$)
Note: The standard handset will still be supplied

Optional Features:



Battery Backup (\$)



USB Charger Port (\$)
(Specify Quantity & side of the bed)




Underbed Light - White (\$)
(Specify Quantity & side of the bed)




Underbed Custom Light (\$)*
(Specify Quantity & side of the bed)

Underbed Mood Light Custom Colour:



☐ Orange



☐ Red




☐ Purple



☐ Pink



☐ Light Blue



☐ Dark Blue



☐ Green

3. Endboard Design

First, select your style of endboard then your preferred colour

Note: All colours are an indication only and may vary. Whilst we will endeavour to accommodate all your requests, there may be some manufacturing limitations which will not allow us to provide all requests.

Laminate Endboards

The standard height above mattress dimensions includes: Endboard is 550mm above mattress base. Customise Endboard Height to suit clients needs below.



☐ Square (Standard)



☐ Curved



☐ Queen Ann

Custom Endboard Height (Height can only be increased):

Headboard: _____ Footboard: _____

Laminate Colours: (\$) * Colours only available for laminate products



☐ Natural Oak




☐ Soft Walnut

Upholstered Endboards (Available in Fabric and Vinyl)



☐ Pain Rectangle (Standard)



☐ Jersey (\$)


Fabric Colours: (\$) * Colours only available for upholstered products



☐ Ebony



☐ Ash



☐ Almond



☐ Ivory




☐ Ocean



☐ Opal



☐ Eucalyptus




☐ Dusk


Vinyl Colours: (\$) * Colours only available for upholstered products



☐
Black




☐
Pewter




☐
Brazil




☐
Snow



☐
Periwinkle



☐
Emerald



☐
Lemon Twist



☐
Flame

Other: (attach images or website links to provide reference)

Please specify style OR colour here: _____

Bed Rail Colours: (\$) * Wood decor Colours from Wissner-Bosserhoff



☐
Lindburg
Oak



☐
Nordic Teak

4. Add your Accessories



☐
Reading Light
(\$)(7-ABSL)



☐
Self Help Pole
(\$)(7-ASHP/H)



☐
Floorline T-Bar Buffer
(\$)(7-EN9-TBR)



☐
I.V Pole
(\$)(7-AIVP)



☐
HB200 Handset
(\$)(7-BT-4-HB200)



☐
Bed Rail Protector
(\$)(3983)



☐
UPS Emergency Power Supply
(\$)(7-UPS-EBPU-NH)

Comments:

Customise your Lumi!

From specific proportions, to tailor made bed endboard styles and colours, we will have the solution for you. Whilst we will endeavour to accommodate all your requests, there may be some manufacturing and fabrication limitations which will not allow us to provide all requests in one bed combination. Contact our team for more information!